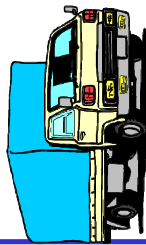


# COMMUNITY


In the spaces below, list all of the resources you could provide to your community in a time of need. Remember to include professional/business resources.

Tear out this page and give it to your law enforcement STAR Coordinator.

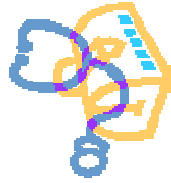


TRANSPORTATION \_\_\_\_\_  
\_\_\_\_\_  
\_\_\_\_\_

SUPPLIES \_\_\_\_\_  
\_\_\_\_\_  
\_\_\_\_\_


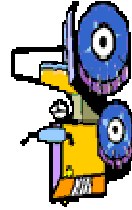


MANPOWER \_\_\_\_\_  
\_\_\_\_\_  
\_\_\_\_\_



MEDICAL \_\_\_\_\_  
\_\_\_\_\_  
\_\_\_\_\_

EQUIPMENT \_\_\_\_\_  
\_\_\_\_\_  
\_\_\_\_\_



# STAR

SAFETY TRAINING  
AND RESOURCES





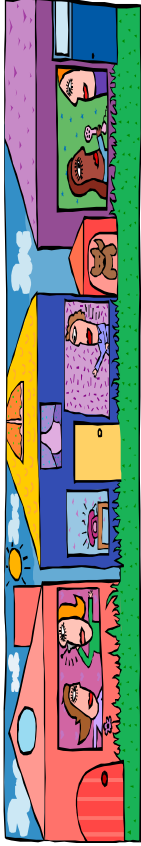
**COMMUNITY ORIENTED POLICING SERVICES  
DEPARTMENT OF JUSTICE**



# NEIGHBORHOOD

In order to assist your neighborhood in the event of an emergency, please list all of your skills, training, education, and the resources you can contribute in a time of need.

Name: \_\_\_\_\_  
Address: \_\_\_\_\_  
City, State, Zip Code \_\_\_\_\_  
Phone: \_\_\_\_\_  
E-Mail: \_\_\_\_\_



SKILLS: \_\_\_\_\_  
\_\_\_\_\_  
\_\_\_\_\_  
\_\_\_\_\_

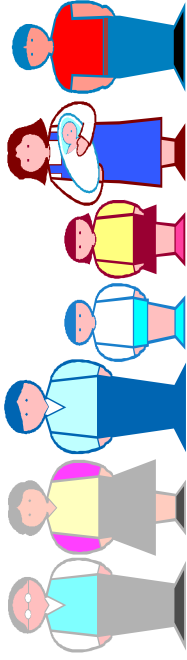
TRAINING: \_\_\_\_\_  
\_\_\_\_\_  
\_\_\_\_\_

EDUCATION: \_\_\_\_\_  
\_\_\_\_\_  
\_\_\_\_\_

PERSONAL RESOURCES: \_\_\_\_\_  
\_\_\_\_\_  
\_\_\_\_\_  
\_\_\_\_\_  
\_\_\_\_\_

# FAMILY

To ensure the safety of your family, remember to ask the following questions. You should develop and practice your emergency plan with your family so that everyone in the family knows what to do and when they should do it.



## Are we safe?


How do we contact each other?



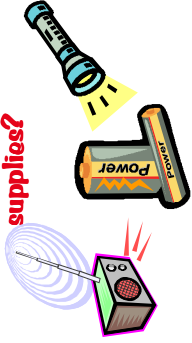
Where do we re-unite?



Where should we go if we must leave?



Where are our emergency supplies?



The Safety Training and Resources (STAR) program is a community training and database development project designed to improve citizen preparedness and provide emergency responders with crucial private-sector resource information. This innovative community/law enforcement project is funded through grant #2003CKWXK044 and grant #2001CKWXK095, provided by the Department of Justice, Office of Community Oriented Policing Services.





This workbook is designed to assist individuals and groups in understanding the roles they play in community mobilization. It highlights the basic elements of self-protection, family safety and security, personal contributions to our neighborhoods, and organizational contributions to our community.


Complete all of the pages within the workbook to understand the role you can play in the event of a community crisis. When you have completed the "Neighborhood" page and the "Community" page, cut out your information to turn into your local STAR Coordinator. Keep the rest of the workbook as a constant reminder to stay prepared.



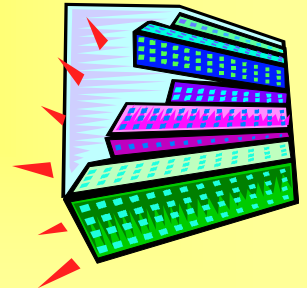
**ME**



**FAMILY**



**NEIGHBORHOOD**



**COMMUNITY**

# ME

When faced with a crisis situation, you should take the necessary steps to ensure your safety. Shown below are some of the questions you should ask yourself.

Remember: you can always help others along the way!

## Am I safe?



Who do I call for help?



Is it safe to stay where I am?

