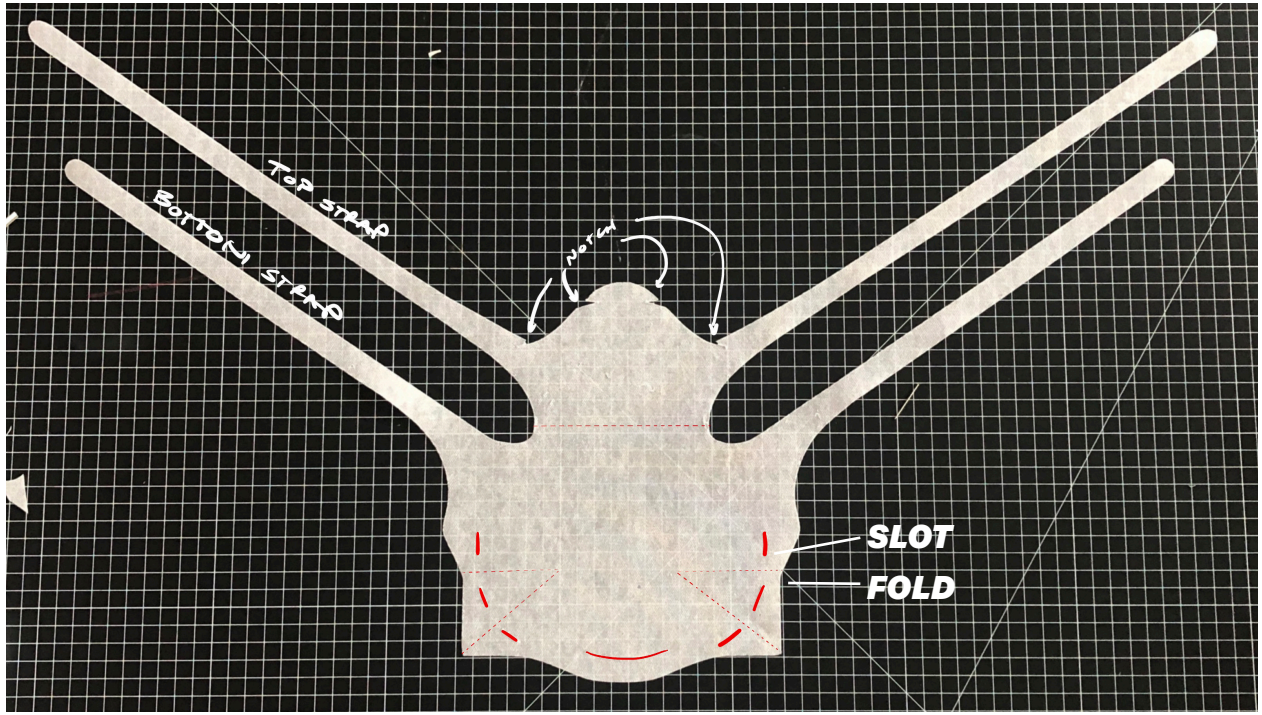
TOP STRAP
BOTTOM STRAP
NOTCH
SLOT
FOLD


FOLD OVER
SO TOP TWO
SLOTS MEET

SLOTS LINED UP
LIKE THIS


FOLD THE OPPOSITE WAY,
SO THE TWO SLOTS MEET
THE THIRD SLOT

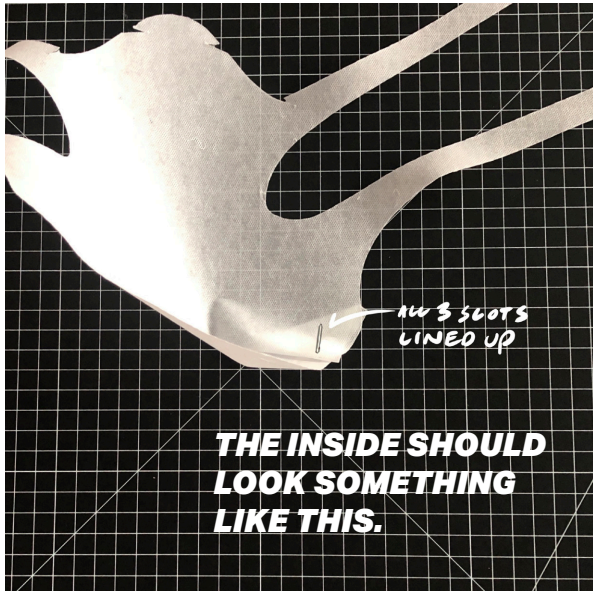
ALL 3 SLOTS
LINED UP
THE INSIDE SHOULD
LOOK SOMETHING
LIKE THIS.

PINCH ALL THE
SLOTS TOGETHER

THEN FEED STRAP
THROUGH THEM.


PULL UNTIL....


YOU GET TO THE
LITTLE NOTCH.

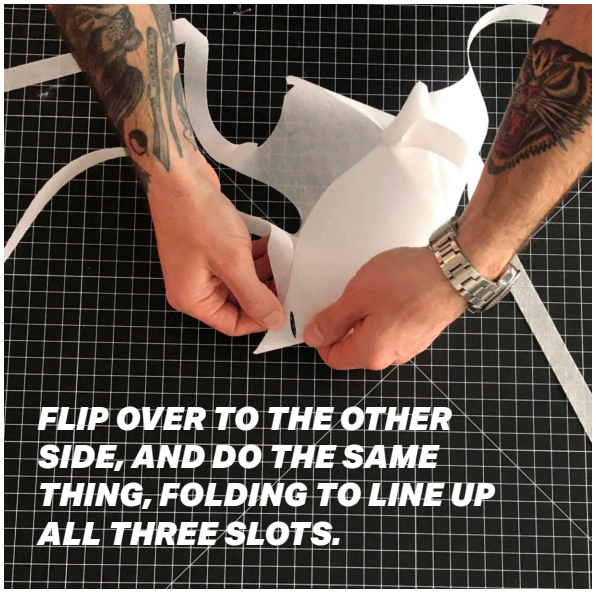
FLIP OVER TO THE OTHER
SIDE, AND DO THE SAME
THING, FOLDING TO LINE UP
ALL THREE SLOTS.

FEED THE SECOND STRAP
THROUGH.


PULL IT THROUGH.

TILL YOU GET TO THE NOTCH!

NOW, FIND THE SLOT IN THE FRONT, AND THE NOTCHED TAB ON THE OTHER SIDE.


PULL THE NOTCHED TAB THROUGH THE SLOT.